









## ABOVE GROUND/ PARTIALLY BURIED GREYWATER SYSTEMS ~ PRICES 2020-2021

ITEM	DESCRIPTION	PUMP SIZE	CODE	PRICE (\$AU Ex. GST)
<b>MANUAL CLEANING OF FILTERS</b>				
	<b>EZGREY</b> 50mm inlet & overflow 50L buffer tank	100 W	EZGREY-M1	800
		300 W	EZGREY-M3	950
	<b>GREYFLOW PS-AG-M</b> 100mm inlet & overflow 50L buffer tank	100 W	GFPS-AG-M1	1200
		300 W	GFPS-AG-M3	1350
		400 W	GFPS-AG-M4	1550
	<b>GREYFLOW PRO-AG-M</b> 100mm inlet & overflow 100L buffer tank	100 W	GFPRO-AG-M1	1800
		300 W	GFPRO-AG-M3	1950
		400 W	GFPRO-AG-M4	2150
<b>AUTOMATIC FILTER BACKFLUSH</b>				
	<b>GREYFLOW PS-AG-S</b> 100mm inlet & overflow 50L buffer tank	100 W	GFPS-AG-S1	1900
		300 W	GFPS-AG-S3	2050
		400 W	GFPS-AG-S4	2250
	<b>GREYFLOW PRO-AG-S</b> 100mm inlet & overflow 100L buffer tank	100 W	GFPRO-AG-S1	2500
		300 W	GFPRO-AG-S3	2650
		400 W	GFPRO-AG-S4	2850
<b>GREYWATER IRRIGATION</b>				
	<b>Grey Flow Drip-Tube</b> (100m Coil)	- 7 to 10L/h at 0.3m spacing  - For sub-strata installation	GFDL-100	130
	<b>Grey Flow Drip-Tube Kit</b> (100m Coil + 1 punch tool + 25 take-offs)		GFDL-K	160
	<b>Grey Flow Drip-Tube Complete Kit</b> (100m Coil + 1 punch tool + 25 take-offs + 25m of 25mm LDPE + Misc 25mm barb fittings)		GFDL-CK	260
	<b>Grey Flow 6-way Rotor Valve</b>		GFRT-6	160
		Minimum flow rate 10 L/m		





## ABOVE GROUND/ PARTIALLY BURIED GREYWATER SYSTEMS ~ PRICES 2020-2021

ITEM	DESCRIPTION	PUMP SIZE	CODE	PRICE (\$AU Ex. GST)
<b>PLUG &amp; PLAY SYSTEMS</b>				
	<b>GREYFLOW PS-PP-M</b> Manual filter cleaning 100mm inlet & overflow 30L buffer tank	100 W	GFPS-PP-M1	1250
		300 W	GFPS-PP-M3	1400
	<b>GREYFLOW PRO-PP-M</b> Manual filter cleaning 100mm inlet & overflow 100L buffer tank	100 W	GFPRO-PP-M1	1950
		300 W	GFPRO-PP-M3	2100
		400W	GFPRO-PP-M4	2300
	<b>GREYFLOW PRO-PP-S</b> Automatic filter backflush 100mm inlet & overflow 100L buffer tank 100mm reflux valve	100 W	GFPRO-PP-S1	2600
	300 W	GFPRO-PP-S3	2750	
	400 W	GFPRO-PP-S4	2950	
<b>2-STAGE INSTALL: (STAGE 1) BUILDERS KIT</b>				
	<b>GREYFLOW PS-A</b> 100mm inlet & overflow 30L buffer tank		GFPS-A	750
	<b>GREYFLOW PRO-A</b> 100mm inlet & overflow 100L buffer tank 100mm reflux valve		GFPRO-A	1400
<b>2-STAGE INSTALL: (STAGE 2) FINISHING KIT</b>				
	<b>GREYFLOW PS &amp; PRO B-M</b> Manual filter cleaning Pump with float switch Extra filters	100 W	GFPS-B-M1	500
		300 W	GFPS-B-M3	650
		400W	GFPS-B-M4	850
	<b>GREYFLOW PS &amp; PRO B-S</b> Automatic filter backflush Pump with float switch Extra filters	100 W	GFPS-B-S1	1200
		300 W	GFPS-B-S3	1350
		400 W	GFPS-B-S4	1550







# WATER CAPTURE



## ABOVE GROUND/ PARTIALLY BURIED GREYWATER SYSTEMS ~ PRICES 2020-2021

ITEM	DESCRIPTION	CONDITION OF USE	CODE	PRICE (\$AU Ex. GST)
	GreyFlow filter 150mm Diameter	For GFPS & GFPRO (old models)	GFFT-150	30
	GreyFlow & EZGREY Filter 250mm Diameter	For GFPRO	GFFT-250	50
	GFlow Filter	For G-Flow	GFFT-290	50
	GreyFlow 100 Watt Pump w/ Float Switch	For all models	GFPMP-100	400
	GreyFlow 300 Watt Pump w/ Float Switch	For all models	GFPMP-300	550
	GreyFlow 400 Watt Pump w/ Float Switch	For GFPS & GFPRO	GFPMP-400	750
	Air Blower 200 Watt	For GFSCM	GFSC-PMP	300
	GreyFlow Controller	For GFPS & GFPRO	GF-CNT	300
	Float Switch	For GFPS & GFPRO	GFPS-SNS	50
	25mm Check Valve	For GFPS & GFPRO	GFCV-25	25
	GFPRO Non trafficable Cover	For GFPRO	GFNT-RC	200
	GreyFlow Round Cover	For GFPS & GFPRO	GFPS-RC	250
	GreyFlow Square Cover	For GFPS	GFPS-SQC	250
	GreyFlow PRO Pit Extension	For GFPRO	GFPRO-EXT	200



### WATER CAPTURE

[www.PerthGreywaterandRainwater.com.au](http://www.PerthGreywaterandRainwater.com.au)

Mark Harland: 0414 457 244 [mharland@iinet.net.au](mailto:mharland@iinet.net.au)