



WATER CAPTURE












www.PerthGreywaterandRainwater.com.au

Mark Harland: 0414 457 244

email: mharland@iinet.net.au

Greywater Products



ITEM	DESCRIPTION	CONDITION OF USE	CODE	PRICE (SAU Ex. GST)
2-STAGE INSTALL SYSTEMS				
<i>* A complete Grey Flow PS and Grey Flow PRO system requires one builder's kit & one finishing kit</i>				
	Grey Flow PS Builder's Kit	- Below Ground - New Homes	GFPS-A	600
Grey Flow PS Finishing Kit:				
	100W Manual	Filter Maintenance: Manual: 1-2 Months Auto: 1-2 Years Max Pump Duty: 100W- 6.5m head -70 lpm flow 300W- 8m head -180 lpm flow 400W- 21m head -180 lpm flow	GFPS-B-M1	450
	300W Manual		GFPS-B-M3	600
	100W Automatic		GFPS-B-S1	1,250
	300W Automatic		GFPS-B-S3	1,400
	400W Automatic	GFPS-B-S4	1,600	
	Optional Square Cover		GFPS-SQC	250
	Grey Flow PRO Builder's Kit	- Above ground or below ground - New Homes - Commercial	GFPRO-A	1,100
Grey Flow PRO Finishing Kit:				
	100W Automatic	Max Pump Duty: 100W- 6.5m head -70 lpm flow 300W- 8m head -180 lpm flow 400W- 21m head -180 lpm flow	GFPRO-B-S1	1,300
	300W Automatic		GFPRO-B-S3	1,450
	400W Automatic		GFPRO-B-S4	1,650



WATER CAPTURE

www.PerthGreywaterandRainwater.com.au

Mark Harland: 0414 457 244

email: mharland@iinet.net.au

Greywater Products



ITEM	DESCRIPTION	CONDITION OF USE	CODE	PRICE (\$AU Ex. GST)
PLUG & PLAY				
	G-Flow	- Manual clean (3-6 Months) - Above ground - New Homes/Retrofits	GFGF	600
	Grey Flow PS Plug & Play: 100W Manual	Filter Maintenance: Manual: 1-2 Months Auto: 1-2 Years - Above ground or below ground - Retrofits	GFPS-PP-M1	1,150
	300W Manual		GFPS-PP-M3	1,300
	100W Automatic		GFPS-PP-S1	1,700
	300W Automatic		GFPS-PP-S3	1,850
	Height Extension		GFPS-PP-EXT	200
	Grey Flow PRO Plug & Play: 100W Automatic	- Above ground or below ground - Retrofits - Commercial	GFPRO-PP-S1	2,150
	300W Automatic		GFPRO-PP-S3	2,300
	400W Automatic		GFPRO-PP-S4	2,500
GREYWATER IRRIGATION				
	Grey Flow Drip-Tube (100m Coil)	- 7 to 10L/h at 0.3m spacing - For sub-strata installation	GFDL-100	130
	Grey Flow Drip-Tube Kit (100m Coil + 1 punch tool + 25 take-offs)		GFDL-K	150
	Grey Flow Drip-Tube Complete Kit (100m Coil + 1 punch tool + 25 take-offs + 25m of 25mm LDPE + Bar Fittings)		GFDL-CK	250
	Grey Flow 6-way Rotor Valve	Minimum flow rate 10L/m	GFRT-6	160



WATER CAPTURE

www.PerthGreywaterandRainwater.com.au

Mark Harland: 0414 457 244

email: mharland@iinet.net.au

Greywater Products



ITEM	DESCRIPTION	CONDITION OF USE	CODE	PRICE (\$AU Ex. GST)
	Grey Flow 6" Filter	For GFPS & GFPRO	GFFT-150	30
	Grey Flow 10" Filter	For GFPRO	GFFT-250	50
	GFlow Filter	For G-Flow	GFFT-290	50
	Grey Flow 100 Watt Pump w/ Float Switch	For GFlow, GFPS & GFPRO	GFPMP-100	350
	Grey Flow 300 Watt Pump w/ Float Switch	For GFPS	GFPMP-300	500
	Grey Flow 400 Watt Pump w/ Float Switch	For GFPS & GFPRO	GFPMP-400	700
	Grey Flow 750 Watt Pump w/ Float Switch	For GFPRO	GFPMP-750	1000
	Air Blower 200 Watt	For GF-SCM	GFSC-PMP	300
	Grey Flow Controller	For GFPS & GFPRO	GF-CNT	300
	Float Switch	For GFPS & GFPRO	GFPS-SNS	50
	25mm Check Valve	For GFPS & GFPRO	GFCV-25	25
	Grey Flow Round Cover	For GFPS	GFPS-RC	250
	Grey Flow Square Cover	For GFPS	GFPS-SQC	250